




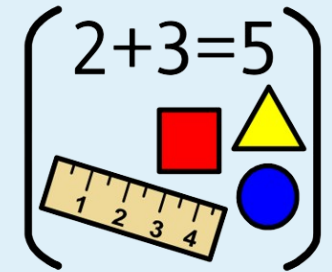
# Reception



Term: Spring 1 —2025



“Our community, growing and learning together with Christ”



## Literacy

### Word Reading:

Recap on set 1 single sound AND special friends: th, ch, qu, ng, nk.  
Secure blending of words with special friends (word time 1.5 and 1.6).  
Blend sounds to read words AND Read short ditty stories.



### Comprehension:

To act out stories.  
To begin to predict what may happen in the story.  
To suggest how a story might end,

### Writing:

Form lower case and capital letters correctly.  
Write own first and surname.  
Begin to write short phrases, verbally rehearsing them first.  
Begin to write dictated phrases.

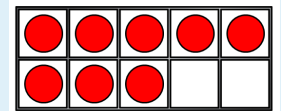

We shall use these books to explore and apply these skills.



## Numeracy

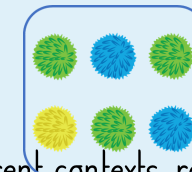
### Number:

Subitising 6-10  
Counting out up to 10  
Find one more and one less than a given number within 10  
Explore the composition of numbers to 10



### Non-Number:

Pattern  
Compare quantities up to 10 in different contexts, recognising when one quantity is greater than, less than or the same as the other quantity;





# Reception

## Term: Spring 1 —2025



### Communication & Language

#### Listening, attention and Understanding:

Listen to and talk about stories to build familiarity and understanding

#### Speaking:

Use new vocabulary through the day  
Ask questions to find out more and to check they understand what has been said to them.

### Physical Development

#### Fine Motor Skills:

Cutting Skills

Kinetic Letters Body positions to improve core strength

Kinetic Letters 6 moves ready for letter formation.

#### Gross Motor Skills:

Moving high, low

Going over and under.

### Personal, Social, Emotional Development

#### Emotional well-being:

Learn about likes, dislikes and self-acceptance.

From Freddy Teddy and his friends how to describe different feelings, both good and bad. Finally through a real world example, children will learn that actions have consequences.

#### Life Cycles / Growing Up:

Through Mollie the Cat and Billy Bird talking about their respective journeys from kitten/egg to adult animals. This is underpinned by the religious understanding that growing up is part of God's plan for our lives and that we are loved by Him at every life stage.

### Understanding the World

**Science:** Forces— push and pull

**History:** Family History

How have I changed since I was a baby?

#### Geography

**Human and physical Geography**

Use simple geographical words to describe physical and human features

### Expressive Arts & Design

**Music:** Musical Stories.

Singing focus: sing in a group or on their own, increasingly matching the pitch and following a melody. Posture.

**Art:** Marvellous Marks (Drawing focus)

### P.E. Lessons

**Gymnastics:** High, Low, Over, Under

Moving in a high way and explore making high shapes. Moving in a low way and explore making low shapes. Exploring how to move safely using apparatus. Explore movements and shapes in high and low ways on the apparatus. Explore movements and shapes in high, low, over and under ways on the apparatus.

### Celebrations & Traditions

**Candlemas**— 2nd February

**Safer Internet Day**— 11th February

**Valentines Day**— 14th February

### Wider Experience

**Launch of the Jubilee Year**

24th January

**Valentines Disco**

6th February

**Wednesbury Library Trip**

11th February



# Reception

Term: Spring 1 —2025

## Learning to Read and Write:

As a School we use **Read Write Inc.** as a programme of study for the teaching of early reading and writing.



This half term we are focussing on orally blending sounds into words. Click/tap the images to watch a video explaining.



Your child will learn to read in a very simple way:

1. Read letters by their 'sounds'
2. Blend these sounds into words
3. Read the words in a story.

More information will be shared with you soon about supporting your child with reading and writing. Keep watch for presentations, booklets and workshops in the future. However, if you are eager to learn more, check out the following website: <https://www.ruthmiskin.com/parents/>

**First, your child will learn to read:**

Set 1 Speed Sounds  
(in this order):

These are sounds written with one letter:

m a s d t i n p g o c k  
u b f e l h r j v  
y w z x

Watch the '**How to Say Sounds**' video online.

**Later your child will learn sounds written with two letters:**

Your child will call these '*special friends*'

sh th ch  
qu ng nk ck

**Once your child knows at least the first 5 sounds, they will learn words containing these sounds, by sound-blending:**

m-a-t mat,  
c-a-t cat,  
g-o-t got,  
f-i-sh fish,  
s-p-o-t spot,  
b-e-s-t best.

**As soon as your child can orally blend, they will start to read appropriate books:**

Blending Books and Red, Green and Purple Storybooks.